ALUMINUM ELECTROLYTIC CAPACITORS
Miniature • Radial Lead

RAR



SPECIFICATIONS:

Capacitance Range:
0.47 Mfd. to 4,700 Mfd.

Voltage Range:
6.3 WVDC to 450 WVDC

Capacitance Tolerance:
≤4.7 Mfd: −10%, +75% (B) Standard
≥10 Mfd: −10%, +50% (A) Standard
All Values: ±20% (M) Optional
All Values: ±10% (K) Optional

Leakage Current:
≤0.006CV or 2μA min. (≤100 WVDC)
≤0.006CV + 100μA min. (>100 WVDC)

Operating Temperature:
−40° C to +85° C

Storage Temperature:
−55° C to +85° C

FEATURES:

IC type RAR radial lead aluminum electrolytic capacitors are found in industrial and commercial designs requiring continuous duty performance without any decrease in quality. The extended endurance rating of 2000 hrs. at +85° C offers the user significant product life extension. Leakage current is comparable to many competitive "low" leakage capacitors. The use of modern materials and fabrication technology combine together to produce type RAR at a cost competitive affordable price. Type RAR is widely used in original designs and for industrial replacement applications. Perfect as a filter or coupling capacitor, type RAR finds application in a wide range of products including avionics, computers, entertainment, telecommunications, instrumentation, telementry, etc. Type RAR is the standard for top quality performance.

SPECIAL ORDER OPTIONS

- Epoxy End Seal (RAR-PX)
- Tape & Reel
- Tape—Ammo (flat) pack
- MYLAR Polyester Sleeve
- Cut Leads
- Special Tolerances: ±10% (K), ±20% (M)

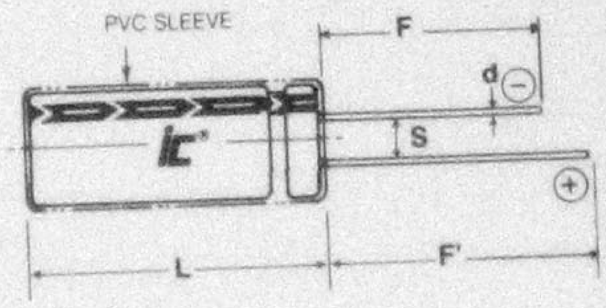

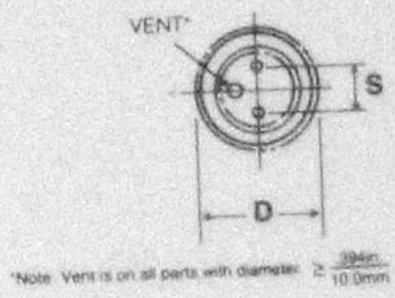

*Note: Vent is on all parts with diameter ≥ .394in. (10.0mm)

The source for Quality, Performance and Delivery.

ILLINOIS CAPACITOR, INC.
3757 West Touhy Avenue, Lincolnwood, Illinois 60645 • (312) 675-1760 • Telex: 72-4361

PHYSICAL DIMENSIONS Case Diameter x Case Length (inches/mm)

MFD \ WV(SV)	6.3(8)	10(13)	16(20)	25(32)	35(44)	50(63)	63(79)	80(100)	100(125)	160(200)	250(300)	350(400)	450(500)
0.47	→	→	→	→	→	.197x.433 5.0x11.0							
1.0	→	→	→	→	→	.197x.433 5.0x11.0	→	→	.197x.433 5.0x11.0	.248x.433 6.3x11.0	.315x.453 8.0x12.5	→	.394x.630 10.0x16.0
2.2	→	→	→	→	→	.197x.433 5.0x11.0	.197x.433 5.0x11.0	→	.248x.433 6.3x11.0	→	.394x.630 10.0x16.0	.394x.630 10.0x16.0	.394x.787 10.0x20.0
3.3	→	→	→	→	→	.197x.433 5.0x11.0	→	.248x.433 6.3x11.0	.315x.453 8.0x11.5	→	.394x.630 10.0x16.0	.394x.787 10.0x20.0	.492x.984 12.5x25.0
4.7	→	→	→	→	.197x.433 5.0x11.0	.248x.433 6.3x11.0	.248x.433 6.3x11.0	→	.315x.453 8.0x11.5	.394x.630 10.0x16.0	.394x.630 10.0x16.0	.394x.787 10.0x20.0	.630x.984 16.0x25.0
10	→	→	.197x.433 5.0x11.0	→	.248x.433 6.3x11.0	.315x.453 8.0x11.5	.315x.453 8.0x11.5	.394x.492 10.0x12.5	.394x.492 10.0x12.5	.394x.630 10.0x16.0	.492x.984 12.5x20.0	.492x.787 16.0x25.0	.630x.984 16.0x25.0
15	→	→	.248x.433 6.3x11.0	.248x.433 6.3x11.0	.315x.453 8.0x11.5	.394x.492 10.0x12.5	.394x.492 10.0x12.5	.394x.630 10.0x16.0	.394x.787 10.0x20.0	.492x.984 12.5x25.0	.630x.984 16.0x25.0	.630x1.240 16.0x31.5	.630x1.575 16.0x40.0
22	→	.197x.433 5.0x11.0	.248x.433 6.3x11.0	→	.315x.453 8.0x11.5	.394x.492 10.0x12.5	→	→	.394x.492 10.0x12.5	.492x.787 12.5x20.0	→	.630x.984 16.0x25.0	.709x1.575 18.0x40.0
33	→	→	.248x.433 6.3x11.0	.315x.453 8.0x11.5	.394x.492 10.0x12.5	.394x.630 10.0x16.0	.394x.630 10.0x16.0	.394x.787 10.0x20.0	.492x.787 12.5x20.0	.630x.984 16.0x25.0	.630x.984 16.0x25.0	.630x1.398 16.0x35.5	
47	→	.248x.433 6.3x11.0	.315x.453 8.0x11.5	→	.394x.492 10.0x12.5	.394x.630 10.0x16.0	.394x.492 10.0x12.5	.492x.787 12.5x20.0	.394x.787 10.0x20.0	.630x.984 16.0x25.0	.630x1.240 16.0x31.5		
68	→	→	.315x.453 8.0x11.5	→	.394x.630 10.0x16.0	→	.394x.787 10.0x20.0	.492x.984 12.5x25.0	.630x.984 16.0x25.0	.709x1.575 18.0x40.0			
100	→	.315x.453 8.0x11.5	.394x.492 10.0x12.5	.394x.630 10.0x16.0	.394x.492 10.0x12.5	.394x.630 10.0x16.0	.394x.787 10.0x20.0	→	.630x.984 16.0x25.0				
150	.315x.453 8.0x11.5	.394x.630 10.0x16.0	.394x.630 10.0x16.0	.394x.787 10.0x20.0	.394x.630 10.0x16.0	.492x.984 12.5x25.0	.630x.984 16.0x25.0	.630x1.240 16.0x31.5	.630x1.398 16.0x35.5				
220	.394x.492 10.0x12.5	.394x.630 10.0x16.0	.394x.492 10.0x12.5	.394x.630 10.0x16.0	.394x.787 10.0x20.0	.630x.984 16.0x25.0	.630x1.240 16.0x31.5	→	.709x1.575 18.0x40.0				
330	.394x.492 10.0x12.5	.394x.492 10.0x12.5	.394x.630 10.0x16.0	.394x.787 10.0x20.0	.630x.984 16.0x25.0	.630x1.240 16.0x31.5	.630x1.240 16.0x31.5	.709x1.575 18.0x40.0					
470	.394x.787 10.0x20.0	.492x.787 12.5x20.0	.394x.787 10.0x20.0	.630x.984 16.0x25.0	.630x.984 16.0x25.0	.630x.984 16.0x25.0	.630x.984 16.0x25.0						
1,000	→	.492x.787 12.5x20.0	.630x.984 16.0x25.0	.630x.984 16.0x25.0	.630x.984 16.0x25.0								
2,200	.630x.984 16.0x25.0		.630x1.398 18.0x35.5	.630x1.398 16.0x35.5									
4,700	.709x1.575 18.0x40.0												

NOTE: WV: Rated DC Working Voltage at + 85° C. SV: Maximum DC Surge Voltage at + 85° C.

ALUMINUM ELECTROLYTIC CAPACITORS
Miniature • Radial Lead

RAR

ALUMINUM ELECTROLYTIC CAPACITORS
Miniature • Radial Lead

RAR

STANDARD PART LISTING

inches/mm.

IC PART NUMBER	CAPACITY MFD.	WVDC (SVDC)	CASE DIA	CASE LENGTH	LEAD SPACING
476RAR016A	47.0	16(20)	.315 8.0	.453 11.5	.138 3.5
476RAR035A	47.0	35(44)	.394 10.0	.492 12.5	.197 5.0
476RAR050A	47.0	50(63)	.394 10.0	.630 16.0	.197 5.0
476RAR063A	47.0	63(79)	.394 10.0	.492 12.5	.197 5.0
476RAR080A	47.0	80(100)	.492 12.5	.787 20.0	.197 5.0
476RAR100A	47.0	100(125)	.394 10.0	.787 20.0	.197 5.0
476RAR160A	47.0	160(200)	.630 16.0	.984 25.0	.295 7.5
476RAR250A	47.0	250(300)	.630 16.0	1.240 31.5	.295 7.5
686RAR016A	68.0	16(20)	.315 8.0	.453 11.5	.138 3.5
686RAR035A	68.0	35(44)	.394 10.0	.630 16.0	.197 5.0
686RAR063A	68.0	63(79)	.394 10.0	.787 20.0	.197 5.0
686RAR080A	68.0	80(100)	.492 12.5	.984 25.0	.197 5.0
686RAR100A	68.0	100(125)	.630 16.0	.984 25.0	.295 7.5
686RAR160A	68.0	160(200)	.709 18.0	1.575 40.0	.295 7.5
107RAR010A	100.0	10(13)	.315 8.0	.453 11.5	.138 3.5
107RAR016A	100.0	16(20)	.394 10.0	.492 12.5	.197 5.0
107RAR025A	100.0	25(32)	.394 10.0	.630 16.0	.197 5.0
107RAR035A	100.0	35(44)	.394 10.0	.492 12.5	.197 5.0
107RAR050A	100.0	50(63)	.394 10.0	.630 16.0	.197 5.0
107RAR063A	100.0	63(79)	.394 10.0	.787 20.0	.197 5.0
107RAR100A	100.0	100(125)	.630 16.0	.984 25.0	.295 7.5
157RAR6R3A	150.0	6.3(8)	.315 8.0	.453 11.5	.138 3.5
157RAR010A	150.0	10(13)	.394 10.0	.630 16.0	.197 5.0
157RAR016A	150.0	16(20)	.394 10.0	.630 16.0	.197 5.0
157RAR025A	150.0	25(32)	.394 10.0	.787 20.0	.197 5.0
157RAR035A	150.0	35(44)	.394 10.0	.630 16.0	.197 5.0
157RAR050A	150.0	50(63)	.492 12.5	.984 25.0	.197 5.0
157RAR063A	150.0	63(79)	.630 16.0	.984 25.0	.295 7.5
157RAR080A	150.0	80(100)	.630 16.0	1.240 31.5	.295 7.5
157RAR100A	150.0	100(125)	.630 16.0	1.398 35.5	.295 7.5
227RAR6R3A	220.0	6.3(8)	.394 10.0	.492 12.5	.197 5.0

IC PART NUMBER	CAPACITY MFD.	WVDC (SVDC)	CASE DIA	CASE LENGTH	LEAD SPACING
227RAR010A	220.0	10(13)	.394 10.0	.630 16.0	.197 5.0
227RAR016A	220.0	16(20)	.394 10.0	.492 12.5	.197 5.0
227RAR025A	220.0	25(32)	.394 10.0	.630 16.0	.197 5.0
227RAR035A	220.0	35(44)	.394 10.0	.787 20.0	.197 5.0
227RAR050A	220.0	50(63)	.630 16.0	.984 25.0	.295 7.5
227RAR063A	220.0	63(79)	.630 16.0	1.240 31.5	.295 7.5
227RAR100A	220.0	100(125)	.709 18.0	1.575 40.0	.295 7.5
337RAR6R3A	330.0	6.3(8)	.394 10.0	.492 12.5	.197 5.0
337RAR010A	330.0	10(13)	.394 10.0	.492 12.5	.197 5.0
337RAR016A	330.0	16(20)	.394 10.0	.630 16.0	.197 5.0
337RAR025A	330.0	25(32)	.394 10.0	.787 20.0	.197 5.0
337RAR035A	330.0	35(44)	.630 16.0	.984 25.0	.295 7.5
337RAR050A	330.0	50(63)	.630 16.0	1.240 31.5	.295 7.5
337RAR063A	330.0	63(79)	.630 16.0	1.240 31.5	.295 7.5
337RAR080A	330.0	80(100)	.709 18.0	1.575 40.0	.295 7.5
477RAR6R3A	470.0	6.3(8)	.394 10.0	.787 20.0	.197 5.0
477RAR010A	470.0	10(13)	.492 12.5	.787 20.0	.197 5.0
477RAR016A	470.0	16(20)	.394 10.0	.787 20.0	.197 5.0
477RAR025A	470.0	25(32)	.630 16.0	.984 25.0	.295 7.5
477RAR035A	470.0	35(44)	.630 16.0	.984 25.0	.295 7.5
477RAR050A	470.0	50(63)	.630 16.0	.984 25.0	.295 7.5
477RAR063A	470.0	63(79)	.630 16.0	.984 25.0	.295 7.5
108RAR010A	1000.0	10(13)	.492 12.5	.787 20.0	.197 5.0
108RAR016A	1000.0	16(20)	.630 16.0	.984 25.0	.295 7.5
108RAR025A	1000.0	25(32)	.630 16.0	1.398 25.0	.295 7.5
108RAR035A	1000.0	35(44)	.630 16.0	.984 25.0	.295 7.5
228RAR6R3A	2200.00	6.3(8)	.630 16.0	.984 25.0	.295 7.5
228RAR016A	2200.0	16(20)	.709 18.0	1.398 35.5	.295 7.5
228RAR025A	2200.0	25(32)	.630 16.0	1.398 35.5	.295 7.5
478RAR6R3A	4700.0	6.3(8)	.709 18.0	1.575 40.0	.295 7.5

NOTE: WVDC: Rated DC Working Voltage @ +85° C
SVDC: Maximum DC Surge Voltage @ +85° C